



2016

ESCALADE

AN SUV
WITH
POWERFUL
PRESENCE



Cadillac





UNMISTAKABLE REFINEMENT AND POWER

The 2016 Escalade sets the standard for sports utility vehicles. On the road, its boldly designed exterior turns heads. Within, its cut-and-sewn interior surrounds each passenger with authentic materials and high-tech amenities. Painstakingly crafted throughout, the Escalade evokes confidence and moves with an undeniable presence.



PART I
THE FEELING

TURN EVERY ENTRANCE
INTO AN ARRIVAL





RELISH A LIFE WELL LIVED



EXCEED ALL EXPECTATIONS





WIELD POWER
WITH PRECISION



PROTECT WHAT'S YOURS WITH CONFIDENCE

MAKE EVERY JOURNEY COUNT.
THE 2016 ESCALADE.



PART II
THE FEATURES



EXTERIOR

Powerful, purposeful and impossible to ignore. With striking details, eye-catching lines and progressive technology, the 2016 Escalade is a study in innovation and artistic expression. At the front of its modern, streamlined shape is an advanced jewel-like lighting system. It's an SUV that makes a statement wherever it goes.

ADVANCED FORWARD LIGHTING

Great visibility with even greater looks. Four vertically stacked thin crystals, with Cadillac's all-LED, industry-first Total Internal Reflectance high-beam technology, amplify the Escalade's lighting system. And available cornering LED lamps on the Premium and Platinum Collections engage when the vehicle is turning, projecting light to the side of the vehicle to better illuminate your path.





22" WHEELS

Ride high. Available 22" wheels mean the Escalade stands apart on the road.



SIGNATURE GRILLE

A bold statement. The chiseled lines of the Escalade grille are accented by the Cadillac crest, bringing confident styling center stage.

POWER-RETRACTABLE ASSIST STEPS

An engraved invitation to enter an Escalade. Available power-retractable assist steps feature LED lighting that illuminates the surrounding area to ease vehicle entry and retract to keep the Escalade's sleek exterior lines.



INVISIBLE REAR WIPER

See it only when you need it. The Invisible Rear Wiper is concealed when not in use, protecting it from snow and ice in the winter, and preserving the clean lines of the rear window year-round.



LIGHT-BLADE LED TAILLAMPS

Illuminated design. The light-blade LED taillamps complement the Escalade's commanding appearance.

CAPLESS FUEL FILL

Get back on the road quicker. The Capless Fueling System simplifies refueling. Designed to function without a gas cap, open the fuel door and insert the pump nozzle. When you're done, remove the nozzle, close the door and you're on your way.

INTERIOR

Innovation meets sophistication. The cut-and-sewn interior of the Escalade combines thoughtfully curated leathers and classic materials to deliver the highest quality of comfort. While innovative technologies with state-of-the-art entertainment features deliver a new degree of convenience.



CADILLAC CUE®

Real-time information at your fingertips. Cadillac CUE¹ provides a suite of information and entertainment offerings like available Pandora^{®2} and offers Phone Integration compatibility with Apple[®] CarPlay^{™3} and, later in the model year, Android[™] Auto³.

Access your contacts, music and information with a touch of the screen. It also uses voice-activated technology, so every feature is easily accessible to you or your front-seat passenger.

1. Cadillac CUE functionality varies by model. Full functionality requires compatible Bluetooth[®] and smartphone. Some devices require USB connectivity. 2. Data plan rates apply. 3. Vehicle user interfaces are products of Apple and Google and their terms and privacy statements apply. Requires compatible smartphone and data plan rates apply.





CUT-AND-SEWN INTERIOR

A remarkably elegant interior. Inside the Escalade, you'll experience thoughtful design touches, from the hand-finished Turin leather steering wheel to the available full-leather Kona Brown seats.

HEATED AND COOLED SEATS

Sit comfortably. Standard heated and cooled front-row seats keep you feeling content while the second row of heated rear seats can warm you and your passengers on cooler days.

POWER-RELEASED FOLD-AND-TUMBLE SECOND-ROW SEATS



Easily move within the interior. A simple touch of a button sends the second row in motion, making it infinitely more convenient for rear passengers to enter the spacious third row.

TRI-ZONE AUTOMATIC CLIMATE CONTROL

Comfort on your terms. Available Tri-Zone Climate Control allows the driver, front passenger and rear passengers to adjust the temperature to their choosing.

16-SPEAKER BOSE® CENTERPOINT® SURROUND SOUND SYSTEM

Engulf yourself with sound. The 2016 Escalade features the Bose Centerpoint Surround Sound system with Advanced Staging Technology. With 16 speakers inside your vehicle, every passenger can enjoy concert-quality sound.



RECONFIGURABLE DISPLAY

Personalize your control panel. Customize the 12.3" LCD gauge display to one of two themes that combine your vehicle data with navigation, entertainment and stunning 3-D vehicle images.

ADJUSTABLE DRIVING CONVENIENCES

Tailor your driving comfort. With power-adjustable pedals and a power tilt-and-telescoping steering column, plus a heated steering wheel, driving the Escalade is a truly custom experience.

THE QUIETEST ESCALADE EVER

Keep outside noises where they belong. With acoustic front glass, triple-sealed inset doors and the use of Bose® Active Noise Cancellation, the Escalade cabin remains quiet even in boisterous surroundings.

THE ESCALADE ESV

Carry more people, more comfortably. The Escalade ESV has been designed to offer added leg room and seating for up to eight passengers, plus all their belongings, as well as larger rear doors to make entry and exiting easier.

PLATINUM

Elegance abounds. The Escalade Platinum Collection represents the best of the best, with exclusive features that enhance aesthetics as well as the driving experience. Whether it's a leather-wrapped interior that dresses the doors, the console and instrument panel to its 18-way massaging, Semi-Aniline leather front-row seats, this collection offers it all.

MASSAGING AND 18-WAY ADJUSTABLE FRONT SEATS


De-stress while you drive. The driver and front passenger seats in the Platinum Collection include multi-directional massaging (3-way on the driver side, 2-way on the passenger side) action to help alleviate discomfort during long drives. They also feature soft Semi-Aniline seating surfaces, with 18-way power adjusters.





CENTER CONSOLE COOLER

Keep cold drinks chilled. The center console cooler maintains a cool temperature and has enough room to keep six 20-ounce bottles cold.



LEATHER INTERIOR

An even more impressive interior. The seats and instrument panel in the Escalade Platinum Collection are wrapped in our finest leather, including Semi-Aniline leather first- and second-row seating surfaces. They are paired with soft-sueded microfiber headliner and door trim and two exclusive wood accents, designed to highlight the leather's beauty.



REAR SEAT ENTERTAINMENT SYSTEM

Keep your passengers entertained. Standard on Platinum Collection models, the Rear Seat Entertainment (RSE) system features dual screens in the front head restraints and a 9" diagonal overhead monitor. ESV models add a fourth screen for third-row passengers, and both overhead monitors are Blu-ray™ compatible.

If you can't decide what to watch, tri-play capability allows up to three movies or video games to be played on individual screens. A fourth screen is standard in ESV.



PLATINUM EXTERIOR HIGHLIGHTS

An exterior that commands attention. Escalade Platinum features a unique Galvano chrome grille and exclusive 22" premium painted wheels with chrome inserts plus illuminated door sills. These striking details complement one another for an even more grand appearance.

PRESTIGE UTILITY

Functional and fashionable. The Escalade cabin holds a collection of features that are both practical and indulgent. For example, in the Escalade ESV, an easy to reconfigure interior can comfortably hold up to 8 passengers and their belongings. With enhancements like an available built-in 4G LTE Wi-Fi® hotspot¹ and entertainment systems for rear passengers, the Escalade challenges every notion of what a large SUV can accomplish.

EXTENSIVE CARGO CAPACITY AND POWER-FOLDING THIRD-ROW SEATS

An interior that works for you. The Escalade features generously sized storage compartments, so the things you need are never far from reach. And when you activate the power-folding third-row seats, the Escalade ESV can yield up to 121 cubic feet of cargo space,² so you can transport more.

¹. Requires a compatible mobile device, active OnStar service and data plan. 4G LTE service available in select markets. Visit onstar.com for coverage map, details and system limitations. ². Cargo and load capacity limited by weight and distribution.





HANDS-FREE POWER LIFTGATE

A helping hand when they are full. Open and close the liftgate by using a kicking motion under the center of the rear bumper when the Keyless Access fob is with you. Also, a memory height function allows you to program how high the gate will open, avoiding damage to the vehicle.



CENTER CONSOLE STORAGE

Keep your devices front and center. The center console of the Escalade contains a layered soft-touch tray, USB ports,¹ a 110V power outlet, plus enough space to hold a tablet or small laptop.



KEYLESS ACCESS WITH PUSH-BUTTON START

Get behind the wheel and barely lift a finger. With Keyless Access, you can unlock the Escalade doors without removing the key fob from your pocket or handbag. It also works in reverse, automatically locking the doors when you walk away from the vehicle. And with Push-Button Start, beginning your drive is simpler than ever.

¹. Not compatible with all devices.



ONSTAR 4G LTE WITH WI-FI HOTSPOT¹

Stay connected. With an available built-in Wi-Fi hotspot that can support up to seven compatible devices, everyone in the vehicle can access their favorite apps and sites while traveling on a fast and reliable 4G LTE connection.



BUILT-IN WIRELESS CHARGING²

Cut the cord. With Wireless Charging, you can power your compatible devices anytime the vehicle is running.



HEAD-UP DISPLAY

All your driving information, right in front of you. An available reconfigurable Head-Up Display (HUD) conveniently projects information such as your speed, the speed limit and navigation onto the windshield. Shown in your field of vision, your eyes can remain where they belong—on the road.



REAR SEAT ENTERTAINMENT SYSTEM

Keep passengers entertained. The available Rear Seat Entertainment (RSE) system features a large 9" diagonal screen (two screens in the ESV) and first-in-class Blu-ray™ playback. With MP3 capability and two sets of wireless headphones, rear passengers can thoroughly engage with their entertainment.

PERFORMANCE

Strong lines, powerful performance. With best-in-class standard 420 hp and an assertive 460 lb-ft of torque, the Escalade is as strong as it looks. A smooth 8-speed transmission and Magnetic Ride Control suspension transform that raw power into a refined ride.

6.2L V8 ENGINE AND 8-SPEED TRANSMISSION

Beauty and brawn. Under the hood of the Escalade are a 6.2L V8 420 hp engine and an 8-speed transmission capable of 460 lb-ft of torque. And for efficiency, the Escalade engine includes Variable Valve Timing, Multi-port Direct Injection and Active Fuel Management.





STABILITRAK

Increased control on any road. The StabiliTrak system recognizes when the Escalade is not following steering input during low-traction conditions like snow, gravel or rain. By automatically applying brake pressure and reducing engine torque, the system helps to keep you on track, increasing driver confidence and control.



MAGNETIC RIDE CONTROL

A smoother ride. Magnetic Ride Control suspension assesses the road up to 1,000 times a second, adjusting the suspension to changing road conditions.



4-WHEEL DRIVE

Control and traction when you need it. With available four-wheel drive—including a 2-speed transfer case, a neutral setting and a conveniently located drive selector—the 2016 Escalade is built to meet challenging road conditions.

8,300 LBS MAXIMUM TRAILERING CAPACITY¹

The power to pull more. The Escalade and ESV both come with a standard Trailering Package, giving you all the equipment you need to tow up to 8,300 lbs.

¹ Before you buy a vehicle or use it for trailering, carefully review the trailering section of the Owner's Manual. The weight of passengers, cargo and options or accessories may reduce the amount you can tow.

SAFETY

Strength where it belongs. With a safety cage constructed from ultra-high-strength steel alloys and strategic crumple zones, the 2016 Escalade offers a solid foundation. High-tech features utilize cameras and sensors to support that foundation, offering you increased peace of mind.

SURROUND VISION CAMERA

An enhanced perspective of what's around you. An extra set of eyes when in Drive or Reverse, Surround Vision provides a bird's-eye view of the vehicle and the areas immediately surrounding it. This view, projected on the Cadillac CUE® screen, helps increase your awareness, and that helps everyone.

Safety features are no substitute for the driver's responsibility to operate the vehicle in a safe manner. The driver should remain attentive to traffic, surroundings and road conditions at all times. Read the vehicle Owner's Manual for more important safety information.



SAFETY ALERT SEAT

See hazards earlier. The class-exclusive Safety Alert Seat sends pulses through the seat cushion on the left and/or right, alerting you to a variety of potential hazards and the direction they're coming from.

INTELLIBEAM

Smart vision. Your headlamps will automatically switch to high beams when you're driving on dark roads. When sensors detect taillamps or oncoming headlamps, they're automatically switched back to low beams.

LANE DEPARTURE WARNING WITH LANE KEEP ASSIST

A safe direction. Lane Keep Assist gently turns the steering wheel if you approach a detected lane marking without using a turn signal. With Lane Departure Warning, you're alerted if you drift into another lane without using your turn signal.

FORWARD COLLISION ALERT

Forward thinking. Forward Collision Alert uses a front-mounted camera to detect the vehicle in front of you. If you are approaching too quickly, the system alerts you so you can take action to help avoid a crash.

SIDE BLIND ZONE ALERT

Your extra set of eyes. Side Blind Zone Alert monitors your blind spots. If a vehicle is in your blind spot when you're changing lanes, a light on the side mirror illuminates to alert you, helping to avoid a collision.

FRONT AND REAR AUTOMATIC BRAKING

Instinctive braking. Up to certain speeds, this feature can sense front or rear collisions and automatically engage the brakes, helping to give you more reaction time.

RAINSENSE WIPERS

Better visibility in inclement weather. Rainsense Wipers, standard on all Escalades, automatically engage when rainfall is detected. They also adjust their speed according to the rain's intensity so you can focus on the road, not the weather.

AUTOMATIC SAFETY BELT TIGHTENING


Protection you can feel. Automatic Safety Belt Tightening activates during emergency braking or sudden driver maneuvers. When conditions return to normal, so does your comfort.

REAR CROSS TRAFFIC ALERT

A great look, even when you're in reverse. Available Rear Cross Traffic Alert uses radar sensors and Side Blind Zone Alert to put an alert on the Rear Vision Camera screen when backing up.

ADAPTIVE CRUISE CONTROL WITH FULL-SPEED RANGE

Set a steady pace. Adaptive Cruise Control uses cameras and radar to sense and maintain a safe following distance between you and the vehicle ahead.



STANDARD FEATURES

2016 Escalade and Escalade ESV Features

DRIVETRAIN

6.2L VVT, SIDI V8 Engine With 420 hp and 460 lb-ft of torque with Active Fuel Management and an external oil cooler

Differential Heavy-duty locking rear

Rear-Wheel Drive

Transmission Hydra-Matic Heavy-duty Eight-speed automatic with Driver Shift Control manual mode, Tow/Haul mode and external oil cooler

CHASSIS AND SUSPENSION

Brakes Four-wheel vented disc with antilock system and Duralife rotors, Hill Hold and Hill Start Assist

Steering Rack-and-pinion with variable electric power assist

Suspension Independent front with coil-over-shock design/ five-link rear, and automatic load leveling

Magnetic Ride Control with selectable Sport mode

Trailer Equipment Heavy-duty

EXTERIOR

Active Aero Grille Shutters

Assist Steps Integrated

Capless Fueling System

Glass Acoustic windshield and front side

Rear privacy tint

Solar-absorbing windshield

Keyless Access With passive entry for all exterior doors and rear liftgate

Liftgate Open and close hands-free power with programmable memory height

Lighting Full LED headlamps, high and low beams, Cadillac signature Daytime Running Lamps

Full LED Light-Blade taillamps

Mirrors Rearview Heated, power-adjustable, power-folding, curb view assistance, turn signal indicators, puddle lamps and driver side automatic dimming

Wheels (see inside back cover for more details)

20" dual 7-spoke chrome plated aluminum

Wipers Rainsense front

Rear integrated, intermittent with washer

INTERIOR

Adjustable Pedals Power with memory

Adaptive Remote Start

Audio System Premium 16-speaker Bose® Centerpoint® Surround Sound system. Three USB ports¹ and auxiliary audio connectivity. CD/MP3 single-disc player

Bluetooth^{®2} Hands-Free Calling and data-service streaming with Natural Voice Recognition

Bose Active Noise Cancellation

Center Console

Dual cupholders with cover

Wireless Charging³ for mobile devices

Covered storage with auxiliary power outlet and two USB ports,¹ 110-volt power outlet and auxiliary power outlet for second-row passengers

Cruise Control Electronic, with resume speed

Cadillac CUE® (Cadillac User Experience)⁴ Information and media control system with 8" full-color diagonal LCD capacitive multi-touch screen

Gauge Cluster, Reconfigurable 12" Driver Information Center (DIC) with two themes: Balanced and Enhanced

Keyless Access With Push-Button Start

LED Illumination of the interior, door handle releases, door storage, console and footwell areas

Memory Package Includes two presets for driver seat position, exterior rearview mirrors, power tilt-telescoping steering column and power-adjustable pedals

Mirror Automatic-dimming rearview, with OnStar⁵ controls

Navigation⁶ Integrated with Cadillac CUE; includes NavTraffic⁷

Seating

Leather seating surfaces (first and second row)

Front bucket, with 12-way adjustment including 4-way power lumbar control

Heated and cooled front passenger with three settings

Heated second row with three settings

Second-row bucket, manual fold-and-tumble

Third-row 60/40 split-bench, power fold-flat, up and down

SiriusXM Satellite Radio⁸ With three trial months

Steering Column Power Tilt-Telescoping

Steering Wheel Heated, leather-wrapped with fingertip controls for Cadillac CUE,⁴ audio, Bluetooth phone interface and cruise control

Tri-Zone Climate Control Automatic with individual settings for driver, front passenger and rear seating areas

Universal Home Remote Three-channel

Windows Power with driver and front passenger express-up/-down and rear passenger express-down

SAFETY AND SECURITY

Air Bags⁹ Driver and front passenger dual-stage frontal; driver seat-mounted Front Center Airbag; driver and front passenger seat-mounted side-impact for thorax and pelvic protection; and head-curtain side-impact for outboard seating positions, with rollover sensor

OnStar Basic Plan¹⁰ For five years, including select features of the OnStar Remoteli nk¹¹ mobile app services, Vehicle Diagnostics and Dealer Maintenance Notification

OnStar Guidance Plan¹² For one year, including Automatic Crash Response, Stolen Vehicle Assistance, Roadside Assistance, Turn-by-Turn Navigation and more (trial excludes Hands-Free Calling minutes)

OnStar with 4G LTE And built-in Wi-Fi[®] hotspot for up to seven devices,¹³ includes 3 GB or 3 months OnStar Data Trial (whichever comes first)

Park Assist, Front And Rear

StabiliTrak Electronic Stability Control With Rollover Mitigation

Surround Vision Bird's-eye view of vehicle

Theft-Deterrent System Engine immobilizer

Tire Pressure Monitoring System Excludes spare tire

Traction Control All-speed with brake and engine intervention

AVAILABLE FEATURES

Engine Block Heater

Four-Wheel Drive Driver-selectable two-speed transfer case: 2WD, Automatic, 4WD High, 4WD Low and Neutral

Seating Second-row 60/40 split-bench, manual fold-and-tumble

LUXURY

Enjoy 2016 Escalade and Escalade ESV Features + these enhancements

Driver Awareness Package

Safety Alert Seat

Forward Collision Alert

Lane Keep Assist with Lane Departure Warning

Head-Up Display, full-color reconfigurable

Lane Change Alert

Rear Cross Traffic Alert

Side Blind Zone Alert¹⁴

IntelliBeam automatic high-beam On/Off

Seating Second-row bucket, power-release fold-and-tumble

Sunroof Power tilt-sliding with express-open/-close and sunshade

Theft-Deterrent Package Content theft alarm with vehicle inclination sensors, interior motion sensor, door lock shields, glass breakage sensors in rear quarter glass and liftgate window and self-powered horn

Wheels 22" 7-spoke aluminum with premium paint and chrome inserts (see inside back cover for more details)

AVAILABLE FEATURES

Engine Block Heater

Four-Wheel Drive Driver-selectable two-speed transfer case: 2WD, Automatic, 4WD High, 4WD Low and Neutral

Rear Seat Entertainment (RSE) System Blu-ray™ capable; Includes 9" diagonal full-color fold-down screen; remote control; 2 two-channel wireless headphones; auxiliary audio/ video jacks located on the rear of the center console; and LED-backlit display; third-row 9" diagonal full-color fold-down screen (Escalade ESV only)

Seating Second-row 60/40 split-bench, power-release fold-and-tumble

Wheels (see inside back cover for more details)

22" dual 7-spoke Ultrabright finish aluminum wheels

22" chrome multi-featured design wheels

22" 6-spoke chrome

PREMIUM

Enjoy Luxury Features + these enhancements:

Driver Assist Package

Adaptive Cruise Control with full-speed range¹⁵

Front and Rear Automatic Braking

Automatic Safety Belt Tightening

Electric Parking Brake

Front Cornering Lamps, LED

Illuminating Door Handles

Rear Seat Entertainment (RSE) System Blu-ray capable; Includes 9" diagonal full-color fold-down screen; remote control; 2 two-channel wireless headphones; auxiliary audio/ video jacks located on the rear of the center console; and LED-backlit display; third-row 9" diagonal full-color fold-down screen (Escalade ESV only)

AVAILABLE FEATURES

Assist Steps Power-retractable with LED ground illumination

Engine Block Heater

Four-Wheel Drive Driver-selectable two-speed transfer case: 2WD, Automatic, 4WD High, 4WD Low and Neutral

Seating Second-row 60/40 split-bench, power-release fold-and-tumble

Wheels (see inside back cover for more details)

22" dual 7-spoke Ultrabright finish aluminum wheels

22" chrome multi-featured design wheels

22" 6-spoke chrome

PLATINUM

Enjoy Premium Features + these enhancements:

Front Console Compartment Cooled with covered storage, large and small storage bins, dual cup holders, electronic climate controls and second row heated seat controls (inside console: auxiliary power outlet, two USB ports¹ and auxiliary audio port), 110-volt outlet and auxiliary power outlet on the backside of console

Leather-Wrapped Instrument Panel Upper door panels and center console

Platinum Sill Plates

Premium Floor Mats

Rear Entertainment System With two 7" diagonal full-color screens located on backside of front row head restraints

Seating Nappa Semi-Aniline leather seating surfaces (first and second row), full Mulan leather (third row), leather-wrapped IP, console and door, 18-way adjustable seats with driver massage (3-way driver side, 2-way passenger side)

Unique Exotic Wood

Unique Grille Design

Microfiber Sueded Headliner

Wheels (see inside back cover for more details)

22" 7-spoke aluminum wheels with premium paint and chrome inserts

AVAILABLE FEATURES

Assist Steps Power-retractable with LED ground illumination

Engine Block Heater

Four-Wheel Drive Driver-selectable two-speed transfer case: 2WD, Automatic, 4WD High, 4WD Low and Neutral

Seating Second-row, 60/40 split-bench, power-release fold-and-tumble

Wheels (see inside back cover for more details)

22" chrome multi-featured design

22" 6-spoke chrome

¹ Not compatible with all devices. ² Go to my.cadillac.com to find out which phones are compatible with the vehicle. ³ The system wirelessly charges one PMA- or Qi-compatible mobile device. To check for phone or other device compatibility, see my.cadillac.com. ⁴ Cadillac CUE functionality varies by model. Full functionality requires compatible Bluetooth and smartphone. Some devices require USB connectivity. ⁵ Visit onstar.com for coverage map, details and system limitations. Services vary by model and conditions. ⁶ Map coverage available in the United States, U.S. Virgin Islands, Puerto Rico and Canada. ⁷ If you subscribe after your trial period, *subscriptions are continuous until you call SiriusXM to cancel*. See SiriusXM Customer Service Agreement for complete terms and geographic limitations at siriusxm.com. Other fees and taxes will apply. All fees and programming subject to change. ⁸ If you subscribe after your trial period, *subscriptions are continuous until you call SiriusXM to cancel*. See SiriusXM Customer Agreement for complete terms at www.siriusxm.com. Other fees and taxes will apply. All fees and programming subject to change. ⁹ Always use

safety belts and child restraints. Children are safer when properly secured in a rear seat in the appropriate child restraint. See the Owner's Manual for more information. ¹⁰ Does not include emergency or security services. Visit onstar.com for coverage map, details and system limitations. ¹¹ Requires compatible mobile device and active OnStar subscription. Visit onstar.com for details and system limitations. ¹² Visit onstar.com for coverage map, details and system limitations. OnStar acts as a link to existing emergency service providers. ¹³ Requires a compatible mobile device, active OnStar service and data plan. 4G LTE service available in select markets. Visit onstar.com for coverage map, details and system limitations. ¹⁴ Before making a lane change, always check the Side Blind Zone Alert display and the side and inside rear mirrors, look over your shoulder for vehicles and hazards, and activate the turn signal. ¹⁵ Adaptive Cruise Control is no substitute for the driver's personal responsibility to operate the vehicle in a safe manner. The driver needs to remain attentive to traffic and road conditions and provide the steering, braking or other inputs necessary to retain control of the vehicle.

VEHICLE DIMENSIONS

SELECT ESCALADE AND ESCALADE ESV DIMENSIONS

All measurements in inches.

ESCALADE EXTERIOR

Wheelbase	116.0
Overall Length	203.9
Overall Width	80.5
Overall Height	74.4
Front Track Width	68.7
Rear Track Width	68.7

ESCALADE CAPACITIES

CAPACITIES	2WD	4WD
Max payload (lbs) ¹	1520	1460
Max trailer rating (lbs) ²	8300	8100

CARGO AREA	Volume
Maximum	94.2 cu. ft.
Behind second row	51.6 cu. ft.
Behind third row	15.2 cu. ft.

FUEL (GAL., APPROX.)	26
----------------------	----

ESCALADE ESV EXTERIOR

Wheelbase	130.0
Overall Length	224.3
Overall Width	80.5
Overall Height	74.0
Front Track Width	68.7
Rear Track Width	68.6

ESCALADE ESV CAPACITIES

CAPACITIES	2WD	4WD
Max payload (lbs) ¹	1505	1460
Max trailer rating (lbs) ²	8100	7900

CARGO AREA	Volume
Maximum	120.9 cu. ft.
Behind second row	76.7 cu. ft.
Behind third row	39.3 cu. ft.

FUEL (GAL., APPROX.)	31
----------------------	----

OWNER BENEFITS

We have created the most comprehensive suite of owner benefits offered by any prestige automotive brand in the world, providing everything our Cadillac owners need and everything they deserve.

PREMIUM CARE MAINTENANCE

The Cadillac Premium Care Maintenance program³ covers routine oil changes, tire rotations, certain air filter replacements and a thorough multi-point vehicle inspection for 4 years or 50,000 miles.⁴

WARRANTY PROTECTION

All Cadillac vehicles come with a 6-year or 70,000-mile⁴ Powertrain Warranty. In addition, our 4-year or 50,000-mile⁴ bumper-to-bumper limited warranty covers repairs on your entire vehicle, including parts and labor, to correct any concerns in materials or workmanship.

ROADSIDE ASSISTANCE

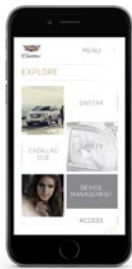
Cadillac offers more years of standard Roadside Assistance than any leading luxury automaker, with services for 6 years or 70,000 miles⁵ This 24/7 program provides lockout, towing, refueling, Dealer Technician Roadside services and more.

COURTESY TRANSPORTATION

This program provides alternative transportation and/or reimbursement of certain transportation expenses if your Cadillac requires warranty repairs for 6 years or 70,000 miles⁴ That is more years of service standard than any leading luxury automaker.

MY CADILLAC APP⁶

The ingenuity of the Escalade doesn't stop with the vehicle. As a Cadillac owner, an advanced app is available for your new car. From virtually anywhere at any time, a few taps of your finger on your iPhone[®] or Android[™] smartphone let you access features such as parking reminders, Roadside Assistance and more. Plus, in conjunction with the OnStar RemoteLink app, you'll have the ability to remotely start your vehicle (when factory-equipped with remote start) from any place you have cell service and lock and unlock your doors. In addition, you can access key diagnostic information, including fuel tank level and range and remaining oil life.



ONSTAR

Standard for one year, the OnStar Guidance Plan⁷ (trial excludes Hands-Free Calling minutes) lets you connect to a specially trained OnStar Advisor just by pushing the blue OnStar button in your Escalade.

AVAILABLE ONSTAR 4G LTE AND BUILT-IN WI-FI[®] HOTSPOT⁸

Now your Escalade has an available built-in Wi-Fi hotspot, for connecting up to seven tablets, laptops or other devices at 4G LTE speed, so the content you crave is always headed where you are. Requires a data plan after the 3-month or 3 gigabyte data trial (whichever comes first).

ONSTAR BASIC PLAN⁹

With the Basic Plan, you've got a powerful connection to your vehicle and the world around you standard for five years at no additional cost to you. You'll have access to select services, which include limited features of the OnStar RemoteLink mobile app that lets you remote start your car (if equipped), pinpoint your vehicle on a map on your smartphone and manage your vehicle's Wi-Fi hotspot. Plus, send a destination to your in-vehicle navigation screen (if equipped) and lock or unlock your doors—all from your mobile device. Your vehicle can run diagnostic checks on itself and remind you of servicing needs by email.

AUTOMATIC CRASH RESPONSE

In a crash, built-in sensors can automatically alert an OnStar Advisor who is immediately connected into your vehicle to see if you need help—even if you can't ask for it.

EMERGENCY SERVICES

One push of the red emergency button gives you a priority connection to a specially trained OnStar Advisor who can direct emergency services to your exact location and offer critical assistance until help arrives. With OnStar, you're never alone.

CRISIS ASSIST

During severe weather or other crisis situations, OnStar can provide a quick, central point of contact when you need emergency assistance, navigation help or information.

ROADSIDE ASSISTANCE¹⁰

If you're stranded, have a flat tire or need a tow truck, just ask an OnStar Advisor to get help to your exact location to get you back on the road quickly.

STOLEN VEHICLE ASSISTANCE¹¹

If your vehicle is stolen, OnStar can use GPS to pinpoint and work with authorities to quickly help recover it. On many models, an Advisor can send a signal to slow the vehicle or prevent it from being restarted. And with the new Theft Alarm Notification feature, if your car alarm sounds, you'll receive a notification by text, email or phone call.

TURN-BY-TURN NAVIGATION¹²

Getting directions is as easy as pushing a button and telling an Advisor where you want to go. Destinations are quickly downloaded to your car, and a voice calls out every turn. An Advisor can also help you with a database of over 14 million points of interest. To plan routes in advance, you can send destinations to your vehicle through an Advisor or the OnStar RemoteLink mobile app.

ONSTAR 4G LTE CONNECTION⁷

With powerful 4G LTE connectivity built right into your vehicle, you have your very own mobile command center that provides faster service delivery and lets you stay connected on the go.

ONSTAR REMOTELINK MOBILE APP¹³

You can remotely start your vehicle, locate your vehicle on a map, lock or unlock your doors, honk your horn, flash your lights or remote start your vehicle. You can also send destinations to your vehicle through your smartphone.

REMOTE SERVICES¹⁴

A simple call to an OnStar Advisor can send a signal to unlock your doors or honk the horn and flash the lights. It's technology hard at work to get you back on the road.

HANDS-FREE CALLING¹⁵

Your vehicle has built-in Hands-Free Calling to help keep you safely connected when your cell phone isn't available. Choose from minute bundles or a minutes-per-month plan.

ATYOURSERVICE¹⁶

OnStar AtYourService is a new way to discover value in the places you go. You get valuable offers for better ways to eat, shop, work and play, through a simple push of the blue OnStar button.

ADVANCED DIAGNOSTICS¹⁷

Feel confident and safe knowing you have a self-diagnosing vehicle. Now your vehicle can easily run a check on its key systems and send you a monthly diagnostics report. You'll know more and worry less with Advanced Diagnostics.

DEALER MAINTENANCE NOTIFICATION¹⁷

Is it time for a tire rotation? An oil change? Or a new air filter? You'll always know because your car can email your diagnostics report to the dealer when it's time, and the dealer will contact you to set up a service appointment.

1. Maximum payload capacity includes weight of driver, passengers, optional equipment and cargo. **2.** Before you buy a vehicle or use it for trailering, carefully review the trailering section of the Owner's Manual. The weight of passengers, cargo and options or accessories may reduce the amount you can tow. **3.** Standard on all 2011 or newer vehicles. **4.** Whichever comes first. See dealer for select scheduled maintenance details. **5.** Whichever comes first. See dealer for limited warranty details. **6.** Requires iPhone or Android mobile device. **7.** Visit onstar.com for coverage map, details and system limitations. OnStar acts as a link to existing emergency service providers. **8.** Requires a compatible mobile device, active OnStar service and data plan. 4G LTE service available in select markets. Visit onstar.com for coverage map, details and system limitations. **9.** Does not include emergency or security services. Visit onstar.com for coverage map, details and system limitations. **10.** Roadside service provided by Allstate[®] Roadside Services. Visit onstar.com for details and system limitations. Services vary by model and conditions. **11.** Services vary by model and conditions. Visit onstar.com for vehicle availability, details and system limitations.

12. Requires Guidance plan. Visit onstar.com for coverage map. Services vary by model. **13.** Requires compatible mobile device and active OnStar subscription. Visit onstar.com for details and system limitations. **14.** Visit onstar.com for coverage map, details and system limitations. Services vary by model and conditions. Unlock feature requires automatic locks. Remote start requires factory-installed and enabled remote start system. **15.** OnStar Hands-Free Calling requires an existing OnStar service contract and available minutes. Not available in certain markets. Visit onstar.com for coverage map, details and system limitations. **16.** Not available on Basic Plan. Valid offers can vary. Check AtYourService through the Remote Link app for latest offers. **17.** Capabilities vary by model. Visit onstar.com for details and system limitations. Message and data rates may apply. Requires active OnStar service, email address on file and enrollment in Advanced Diagnostics.

ABOUT THIS CATALOG

We have tried to make this catalog comprehensive and factual. We reserve the right, however, to make changes at any time, without notice, in prices, colors, materials, equipment, specifications, models and availability. Specifications, dimensions, measurements, ratings and other numbers in this catalog and other printed materials provided at the dealership or affixed to vehicles are approximates based upon design and engineering drawings and prototypes and laboratory tests. Your vehicle may differ due to variations in manufacture and equipment. Since some information may have been updated since the time of printing, please check with your Cadillac dealer for complete details. Any variations in colors shown are due to reproduction variation in the printing process. Cadillac reserves the right to lengthen or shorten the model year for any product for any reason, or start and end model years at different times. Note: Some photographs in this catalog show vehicles with optional equipment.

ENGINES

Cadillac products are equipped with engines produced by GM Powertrain or suppliers to GM worldwide. The engines in Cadillac products may also be used in other GM makes or models.

TIRE SEALANT AND COMPRESSOR KIT

If your vehicle has a tire sealant and compressor kit, it uses a liquid tire sealant to temporarily seal up to a ¼-inch puncture in the tread area of the tire. After using the inflator kit, it is recommended to take the tire to an authorized dealer for inspection and repair as soon as possible but at least within 100 miles of driving. The tire sealant cannot seal and inflate sidewall damage, punctures larger than ¼-inch or a tire that has unseated from the wheel. The sealant can only be used on one tire, one time before its expiration date.

ASSEMBLY

Cadillac vehicles and their components are assembled or produced by different operating units of General Motors, its subsidiaries or suppliers to GM worldwide. We sometimes find it necessary to produce Cadillac vehicles with different or differently sourced components than originally scheduled. Since some options may be unavailable when your vehicle is assembled, we suggest that you verify that your vehicle includes the equipment you ordered or, if there are changes, that they are acceptable to you.

UPDATED SERVICE INFORMATION

Cadillac dealers receive useful service bulletins about Cadillac products. You may purchase them from Helm Incorporated by calling 1-800-782-4356 or by visiting www.helminc.com.

NEW-VEHICLE LIMITED WARRANTY

World-class coverage comes standard on every 2016 Cadillac. This warranty is for Cadillac vehicles registered in the U.S.A. See your Cadillac dealer for terms and conditions.

COVERED FOR 6 YEARS/70,000 MILES (WHICHEVER COMES FIRST)

Powertrain limited warranty with no deductible, Roadside Assistance Program¹ and Courtesy Transportation Program¹

COVERED FOR 4 YEARS/50,000 MILES (WHICHEVER COMES FIRST)

Bumper-to-bumper coverage. Tires—defects in material and workmanship; repairs made to correct any vehicle defect; corrosion on body sheet metal panels.

RUST-THROUGH COVERAGE

Cadillac vehicles are designed and built to resist corrosion and rust-through corrosion. Any body sheet metal that rusts through (in the form of an actual hole in the sheet metal) is covered for six years and unlimited mileage. Cosmetic or surface corrosion—resulting from stone chips or scratches in the paint, for example—is not included in the rust-through coverage. Application of additional rust-inhibiting materials is not required under the rust-through coverage and none is recommended. See your Cadillac dealer for terms of this limited warranty.

FLEET ORDERS

Some standard content may be deleted with fleet orders. See dealer for details.

WHEELS



20" DUAL 7-SPOKE ALUMINUM CHROME-PLATED WHEELS

Standard on Escalade and Escalade ESV



22" 7-SPOKE ALUMINUM WHEELS WITH PREMIUM PAINT AND CHROME INSERTS

Standard on Escalade and Escalade ESV Luxury and Premium



22" DUAL 7-SPOKE ALUMINUM WHEELS WITH ULTRABRIGHT FINISH AND PREMIUM PAINT ACCENTS

Available on Escalade and Escalade ESV Luxury and Premium



22" PREMIUM PAINTED WHEELS WITH CHROME INSERTS

Standard on Escalade and Escalade ESV Platinum



22" CHROME MULTI-FEATURED DESIGN

Available on Escalade and Escalade ESV Luxury, Performance and Platinum



22" 6-SPOKE CHROME

Available on Escalade and Escalade ESV Luxury, Performance and Platinum


¹ Roadside Assistance Program and Courtesy Transportation Program are not part of the New-Vehicle Limited Warranty. A separate booklet titled, "Warranty and Owner Assistance Information" furnished with each new vehicle provides detailed warranty coverage information.

EXTERIOR COLORS

RADIANT SILVER METALLIC



GRAY SILK METALLIC¹




MAJESTIC PLUM METALLIC¹



BLACK RAVEN




RED PASSION TINTCOAT¹




CRYSTAL WHITE TRICOAT¹




SILVER COAST METALLIC



TERRA MOCHA METALLIC



DARK GRANITE METALLIC



INTERIOR COMBINATIONS

JET BLACK
MULAN LEATHER SEATING SURFACES



JET BLACK ACCENTS



SANTOS PALISANDER
WOOD TRIM




PIANO BLACK TRIM



SHALE
MULAN LEATHER SEATING SURFACES



COCOA ACCENTS




AMERICAN WALNUT
WOOD TRIM



PIANO BLACK TRIM




JET BLACK
NAPPA SEMI-ANILINE LEATHER SEATING SURFACES²



SUEDED MICROFIBER
INSERTS



SUMI BLACK TAMO ASH
WOOD TRIM




PIANO BLACK TRIM



TUSCAN BROWN
NAPPA SEMI-ANILINE FULL-LEATHER SEATS²



TUSCAN BROWN ACCENTS



NATURAL FINISH CREME
LAUREL WOOD TRIM




PIANO BLACK TRIM




KONA BROWN
MULAN FULL-LEATHER SEATS²



JET BLACK ACCENTS



NATURAL FINISH ELM
WOOD TRIM



PIANO BLACK TRIM



¹. Available at extra cost.
². First- and second-row seats.



Cadillac

CADILLAC.COM